


GPV-18 series

18W Single Output Switching Power Supply



■ Features:

- Constant voltage design
- European AC input range
- Protections: Short circuit / Over current
- Cooling by free air convection
- Isolation class II
- Class 2 power unit
- Fully encapsulated with IP67 level [5]



ELECTRICAL SPECIFICATION

MODEL	GPV-18-12	GPV-18-24
OUTPUT		
RATED VOLTAGE	12V	24V
RATED CURRENT	1.5A	0.75A
CURRENT RANGE	0 ÷ 1.5A	0 ÷ 0.75A
RATED POWER	18W	18W
LINE REGULATION	± 1%	
LOAD REGULATION	± 2%	
TOLERANCE [3]	± 3%	
RIPPLE & NOISE (max.) [2]	200mV _{p-p}	400mV _{p-p}
SETUP, RISE TIME, HOLDUP TIME [4]	500ms, 250ms, 25ms / 230VAC at full load	
INPUT		
VOLTAGE RANGE	180 ÷ 264VAC; 253 ÷ 370VDC	
FREQUENCY RANGE	47 ÷ 63Hz	
EFFICIENCY (typ.)	82%	84%
AC CURRENT (typ.)	0.3A/230VAC	
INRUSH CURRENT (typ.)	40A / 230VAC	
LEAKAGE CURRENT (max.)	0.25mA / 240VAC	
PROTECTIONS		
OVER CURRENT	Range: 130 ÷ 150% rated current Type: hiccup mode, auto-recovery.	
SHORT CIRCUIT	Type: hiccup mode, auto-recovery.	

GPV-18 series

18W Single Output Switching Power Supply



WORKING ENVIRONMENT

WORKING TEMPERATURE	-30°C ÷ 70°C (Refer to Derating Curve)
WORKING HUMIDITY	20 ÷ 90% RH non-condensing
STORAGE TEMPERATURE AND HUMIDITY	-40°C ÷ 80°C, 10 ÷ 95% RH non-condensing
TEMPERATURE COEFFICIENT	± 0.03% / °C (0°C ÷ 50°C)
VIBRATION	10 ÷ 500Hz, 2G, 10min / cycle, period for 60min. each along X, Y, Z axes

SAFETY AND EMC REGULATIONS

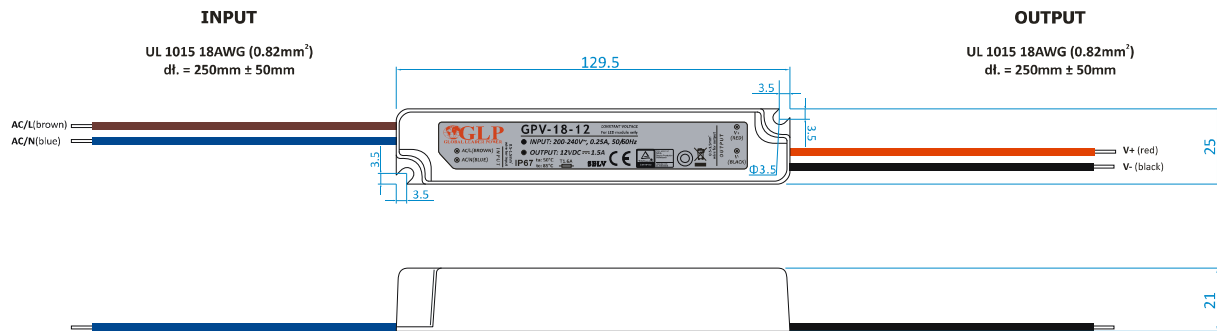
SAFETY STANDARDS	Compliance to EN61347-1, EN61347-2-13, IP67
WITHSTAND VOLTAGE	I-P/O-P: 3kVAC
ISOLATION RESISTANCE	I-P/O-P: 100MΩ/500VDC/25°C/70%
EMC EMISSION	Compliance to EN55015
EMC IMMUNITY	Compliance to EN61547; EN55024; EN61000-4-2, -3, -4, -5, -6, -8, -11
HARMONIC CURRENT	Compliance to EN61000-3-3; EN61000-3-2

OTHERS

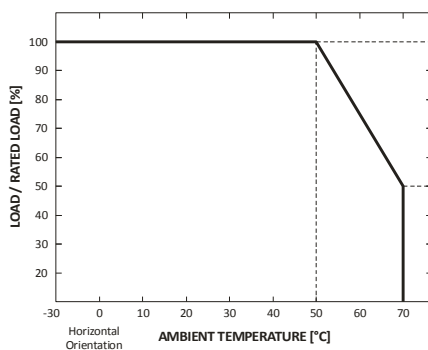
DIMENSIONS	129.5 x 25 x 21mm (L x W x H)
WEIGHT AND PACKING	0.15kg; 100pcs./box; box weight and dimensions: 13.5kg; 34.5 x 29 x 23cm

1. All parameters NOT specially mentioned are measured at 230VAC input, rated load and 25°C of ambient temperature.
2. Ripple & noise are measured at 20MHz of bandwidth by using a 12" twisted pair-wire terminated with a 0.1μF i 47μF parallel capacitor.
3. Tolerance includes set up tolerance, line regulation and load regulation.
4. Setup and rise time is measured from 0 to 90% rated output voltage.
5. Suitable for indoor or outdoor use. Please avoid direct exposure to sunlight and immersion in water for over 30 minutes.
6. Power supply is considered as a component that will be operated in combination with final equipment. Since EMC performance will be affected by the complete installation, the final equipment must be re-qualify to comply with EMC Directives.

MECHANICAL SPECIFICATION



DERATING CURVE



STATIC CHARACTERISTICS

